

Ground-engaging Telehandlers



**WACKER
NEUSON**
all it takes!



The Wacker Neuson Telehandler Difference.

1. The ground-engaging difference:

From the start, Wacker Neuson's telehandlers were designed to be ground-engaging. The loader arm was designed to push material, dig below grade and handle a variety of attachments. That means our telehandlers can handle tough tasks that traditional pick-and-place machines cannot.

2. Improve performance and safety:

When it comes to telehandlers, safety is an important factor. Wacker Neuson has developed a load management system (LMS) that helps improve performance and reduce tipping situations by automatically adjusting the position of the load.

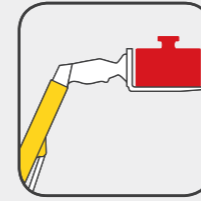
3. Versatility beyond lift-and-place:

Wacker Neuson's telehandlers can operate 365 days a year, in any environment, performing nearly any task with an attachment. This includes lifting materials on a construction site, moving and stacking pallets on farms, and snow removal in rural and urban areas.

Wacker Neuson – all it takes!

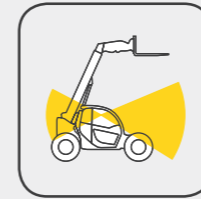
Our telehandlers offer the benefits of three machines in one. They include the digging capabilities of a wheel loader, the versatility of a skid steer loader and the telescopic lift height of a telehandler. With our two-year 2,000 hour warranty, you'll get maximum performance from your machine for years to come.

Telehandler expertise.



Universal attachment plate

The hydraulically operated attachment plate allows easy changing of new and existing skid steer attachments without leaving the operator's station.



Improved visibility

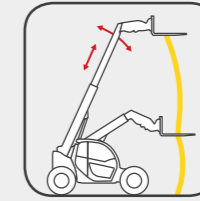
Better visibility of the loader arm and attachment helps operators work more easily and effectively.



EQUIPCARE

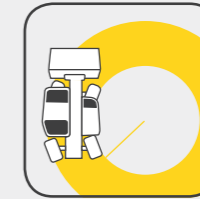
EquipCare

Everything about the machines at a glance, via app or PC.



Intelligent design for easier operation

The Load Management System (LMS) switches intelligently into the telescoping movement and moves the load in a vertical line.



Compact footprint and advanced

steering capabilities for navigating small work areas with a:

- tight turning radius
- small machine footprint

Ground-engaging capability

Delivering the power and breakout force needed to dig, scoop, and lift material with ease while maintaining a stable base.

Telehandler overview.



TH522

Max. stacking height:
Max. payload:

199 in
4,850 lbs

> Page 08



TH627

226 in
5,500 lbs

> Page 12

Hydraulic Universal SSL Attachment Plate can operate a variety of attachments.



Front auxiliary hydraulics allow the machine to operate a wide range of hydraulic attachments

Advanced technologies including the Load Management System (LMS) help ensure better machine stability, lifting capability and ease of operation

Boom designed for ground engagement so the machine can handle more than lifting tasks

Versatile productivity: the TH522.

	TH522
Max. payload (lb)	4,850
Max. stacking height (in/ft)	182.5 / 15.2
Engine output (hp)	60
Operating weight (lb)	9,259

Load Management System (LMS) improves machine stability

Hydraulic capabilities of up to 18.6 gpm for demanding attachments

Universal Skid Steer Attachment Plate allows for a wide range of attachment options

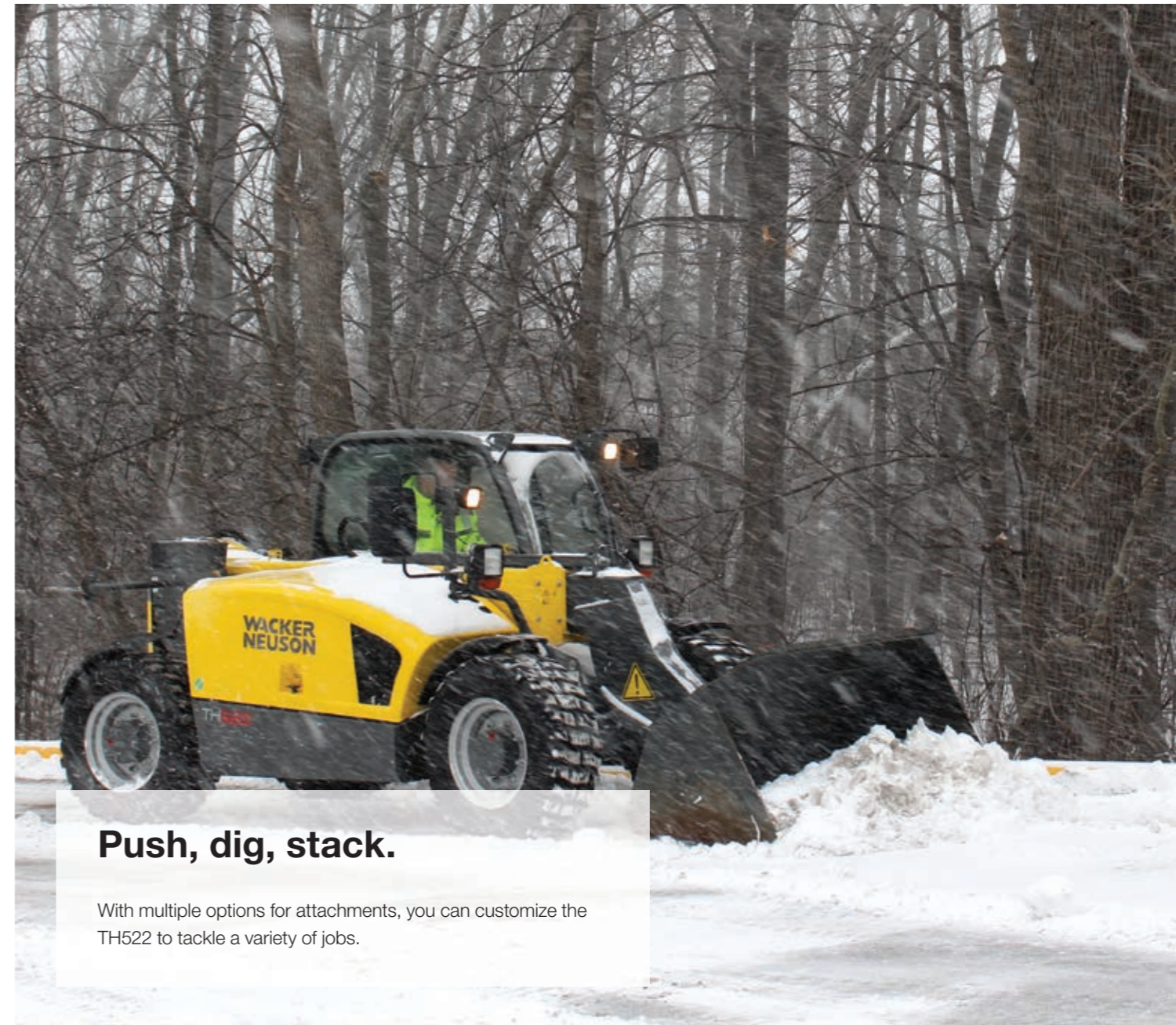
Air-conditioning system increases working comfort and efficiency on hot days

Three steering options for maximum flexibility:
All-wheel, front-wheel, and crab

Work lights provide greater visibility in dark working conditions

Travel speed up to 18.5 mph

100% differential lock for maximum traction and power



Push, dig, stack.

With multiple options for attachments, you can customize the TH522 to tackle a variety of jobs.

Excellent all-around visibility.

The TH522 cab's high seat position, deep side windows and sloping engine hood offer operators an excellent view of the attachment and working area. An optional cab rise of 7.9 inches is also available.





Ergonomic cab designed for operator comfort and ease of use

With a diesel oxidation catalytic converter (DOC), the maintenance-free after-treatment system eliminates the need for regeneration

Smooth hydraulics help ensure precise control of the loader arm and attachment

Advanced capabilities: TH627.

	TH627
Max. payload (lb)	5,500
Max. stacking height (in/ft)	225 / 18.7
Engine output (hp)	74.3
Operating weight (lb)	11,022



Universal Skid Steer Attachment Plate
for operation of a wide range of attachments

Load Management System (LMS) for higher productivity and overload protection

Smooth hydraulics for precise control

Greater visibility with large curved window, designed to promote a full view of the working area

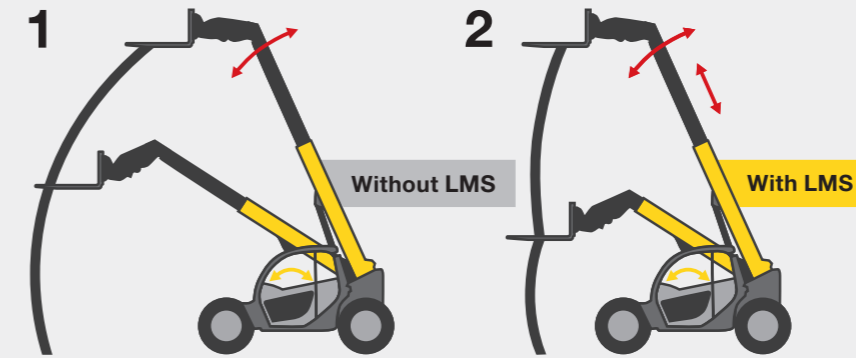
Compact dimensions: Vehicle width and height less than 78.74 in (2 m)

Three types of steering: all-wheel, front-wheel and crab

Powerful engine by Kohler with 74.3 hp and DOC after-treatment system

Stable, consistent lifting capability.

Operators can work in bucket or pallet fork mode, depending on the task at hand. The Load Management System (LMS) maximizes performance by automatically adjusting the position of the load to increase cycle times and minimize tipping situations.



1 Conventional systems (without LMS)

The machines can reach tipping limits when simply lowering.

2 Driver assistance system LMS

Nearly vertical movement. The load's center of gravity remains even.

— Operator input
— Response of the loading system

Three steering modes.

Whether you're on the road, navigating tight turns on a jobsite, or working in close quarters, the TH627 can adapt with ease.



All-wheel steering:

The 2 x 38° steering angle makes rounding curves simple.



Front-wheel steering:

Drives smoothly on road or rough terrain.



Crab steering:

Ideal for working in small spaces or close to other objects.

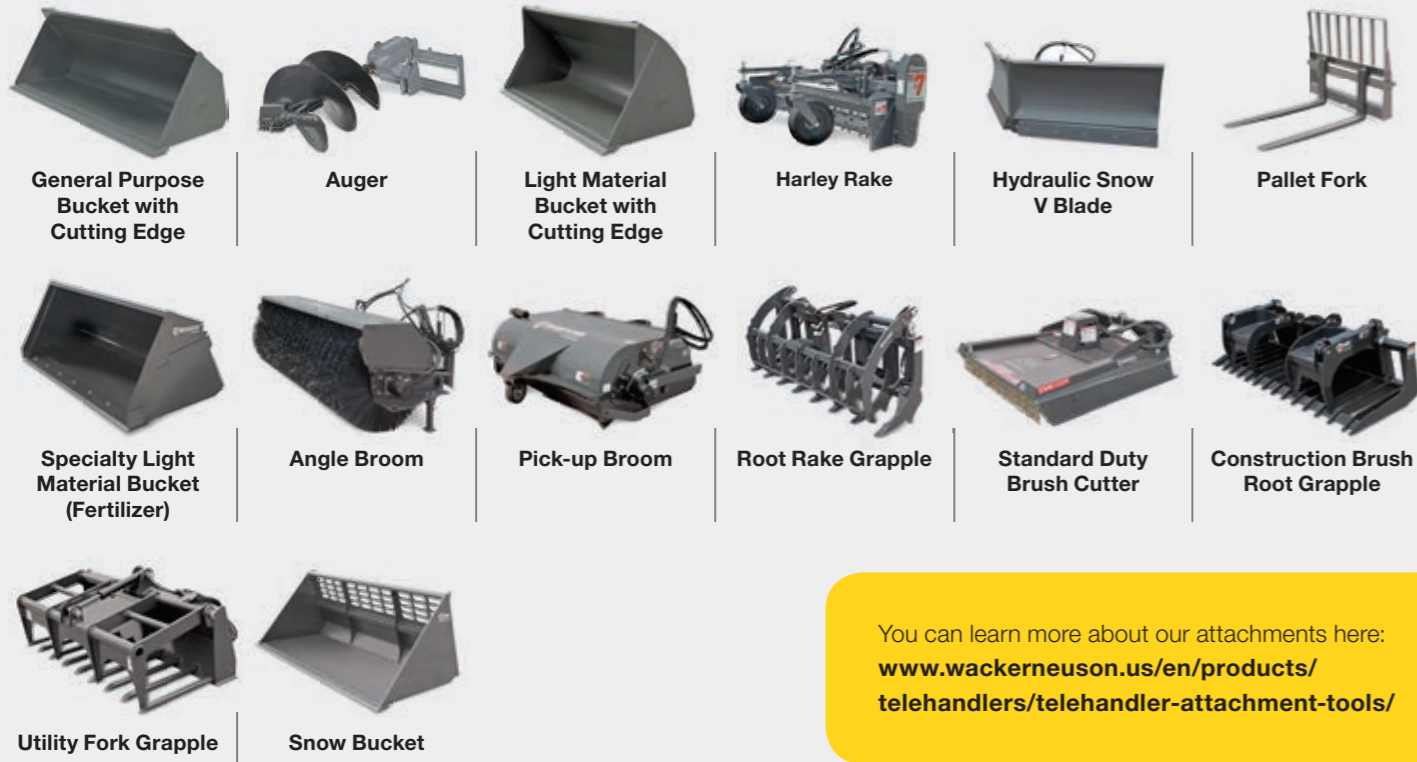
Easier daily maintenance checks.

With only one handle, the engine hood can be opened for regular service and maintenance. Hydraulic oil tank, air filter, engine oil filling, oil level dipstick and coolant are easily and quickly accessible.



The right attachments for the job.

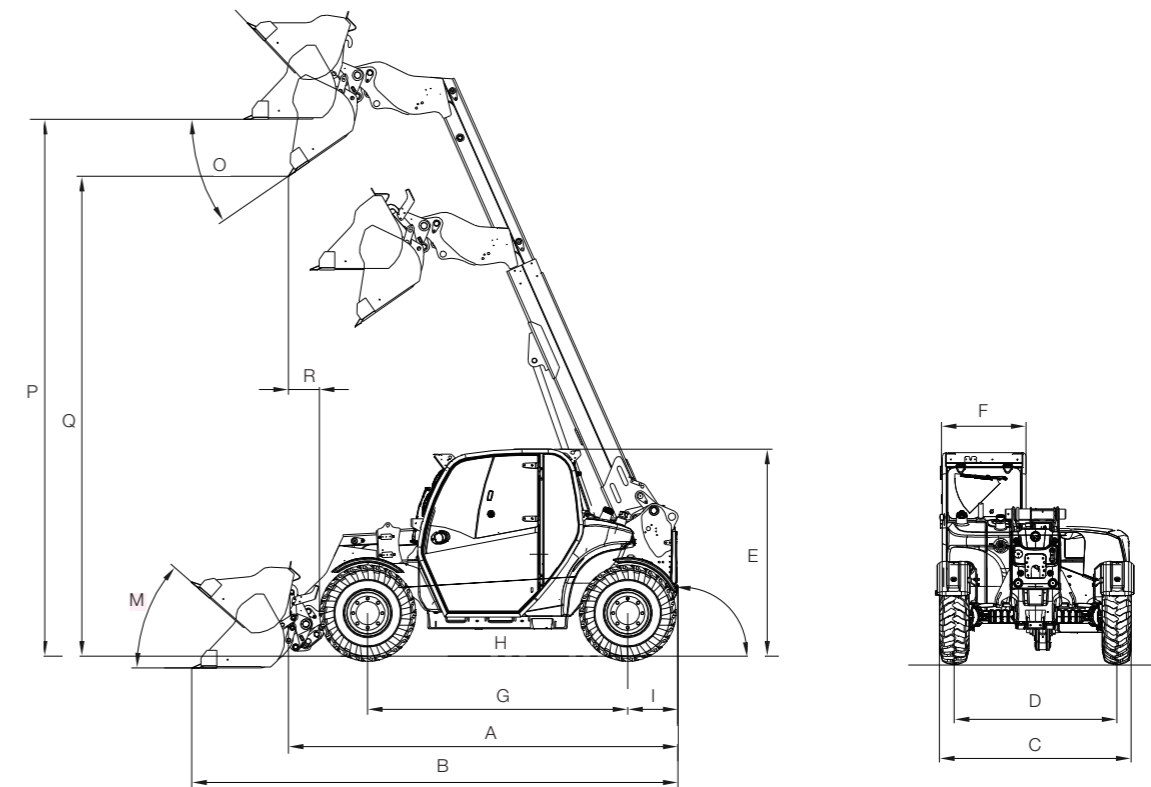
Telehandlers can handle a variety of tasks; that's why Wacker Neuson has the attachments to help you get the job done. And with the hydraulic quick hitch system, operators can easily change attachments from the seat, saving time and effort.



You can learn more about our attachments here:
www.wackerneuson.us/en/products/telehandlers/telehandler-attachment-tools/

Dimensions

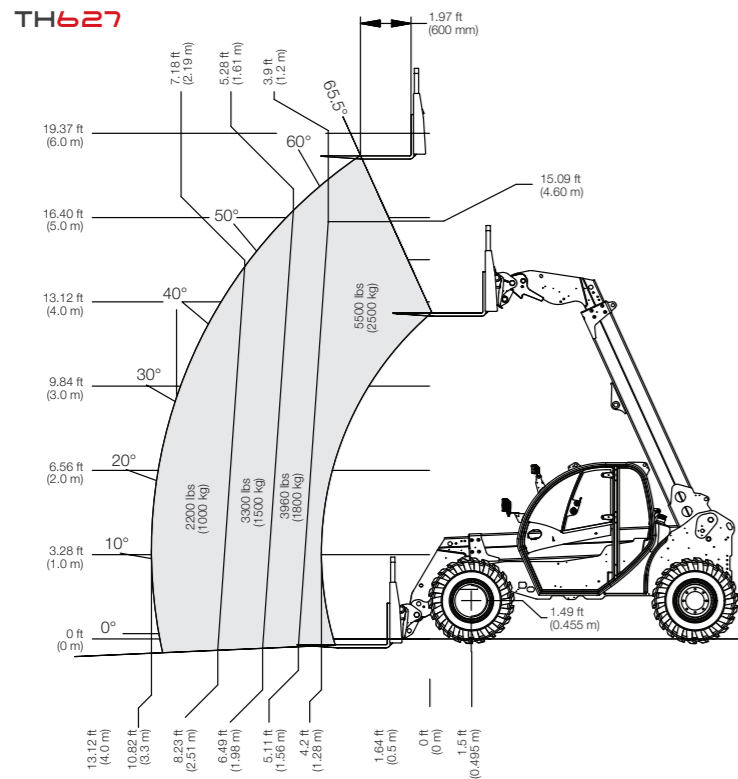
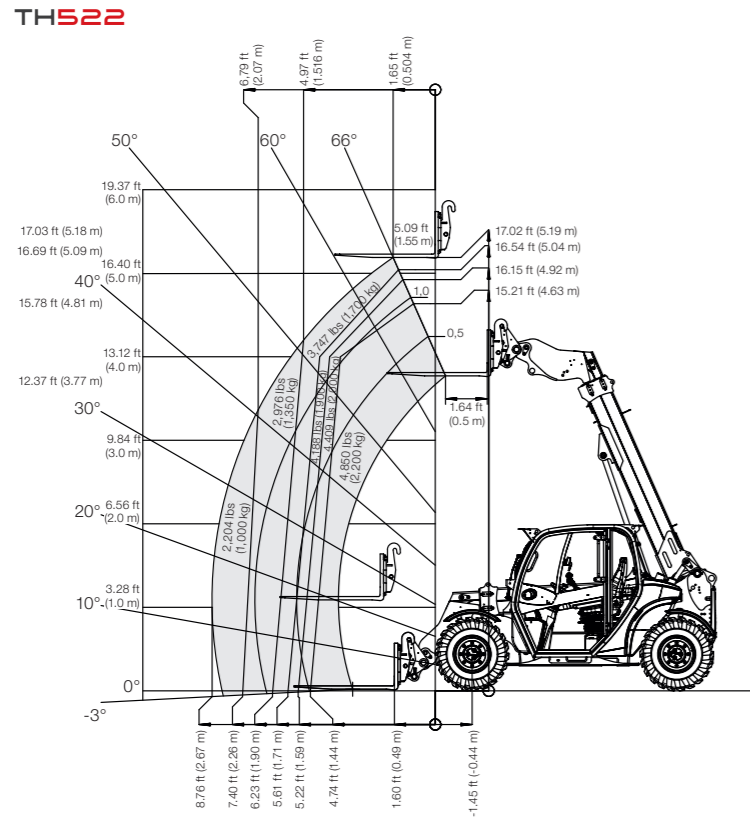
TELEHANDLERS			TH522	TH627
	DIMENSIONS	UNIT		
A	Length, including attachment frame	in (mm)	147.5 (3,747)	173.2 (4,400)
B	Length with standard bucket	in (mm)	180.16 (4,576)	195.2 (4,958)
C	Width with standard tires	in (mm)	71.2 (1,808)	77.2 (1,960)
E	Height to the cab roof	in (mm)	76.8–84.65 (1,950–2,150)	78.74 (2,000)
F	Width of the cabin	in (mm)	30.91 (785)	32.5 (825)
G	Wheel base	in (mm)	96.42 (2,449)	104.33 (2,650)
H	Ground clearance	in (mm)	10.1 (256)	11.9 (302)
I	Distance from center of rear wheel to the tail	in (mm)	18.58 (472)	24.4 (620)
M	Filling angle (bucket)	degree	41	45
O	Dumping angle (bucket)	degree	34	40
P	Overhead loading height with standard bucket	in (mm)	199 (5,056)	220 (5,600)
Q	Dumping height	in (mm)	178 (4,520)	207.9 (5,280)
R	Dump reach with standard bucket	in (mm)	11.54 (293)	26.8 (680)



Reliable, even for heavy loads:
 The width-adjustable pallet fork.



Payload diagram



Technical data

		TH522	TH627
OPERATIONAL DATA		UNIT	
Max. payload	lb (kg)	4,850 (2,200)	5,500 (2,700)
Max. stacking height	in (mm)	199 (5,156)	225 (5,730)
Operating weight	lb (kg)	9,259 (4,200)	10,802.5 (4,900)
Turning radius over tires	in (mm)	129.2 (3,281)	144.5 (3,670)
ENGINE		UNIT	
Manufacturer	-	Perkins	Kohler
Performance	hp (kW)	60 (50)	74.3 (55)
Displacement	cu.in. (cm ³)	134.4 (2,200)	151.5 (2,482)
Exhaust emissions stage	-	Tier 4 Final	IIIB
Noise emissions at the operator's ear	dB (A)	82	80
Exhaust after-treatment	-	DPF	DOC
POWER TRANSMISSION		UNIT	
Drive system	-	Hydrostatic via universal joint shaft	Hydrostatic 4-wheel drive
Speed	mph (km/h)	0-18.6 (0-20)	0-18.6 (0-20) (30 optional)
Axles	-	Planetary-steering drive axle	Planetary-steering drive axle
Total swing angle	°	16	20
WORK HYDRAULICS		UNIT	
Work pump	-	Gear pump	Gear pump
Flow volume	gpm (l/min)	61.39 (70) (87.7 (100) optional)	23.4 (90)
Pressure	psi (Bar)	3,263.35 (225)	3,481 (240)
KINEMATICS		UNIT	
Bucket capacity	cu.ft. (m ³)	25.1 (0.71)	29.9 (0.85)
Total swing angle of attachment carrier	°	144	150
Payload at max. stacking height	lb (kg)	4,850 (2,200)	5,511.5 (2,500)
Payload at max. reach	lb (kg)	2,200 (1,000)	1,543 (800)
Stacking height at max. load	in (mm)	182.5 (4,635)	226 (5,740)
Max. reach	in (mm)	105.2 (2,671)	124.3 (3,156)
FILLING LEVELS		UNIT	
Fuel tank	gal (l)	18.2 (70)	26 (100)
Hydraulic oil tank	qt (l)	58.1 (55)	79.2 (75)
Diesel Exhaust Fluid-Tank	l	-	-

TELEHANDLERS

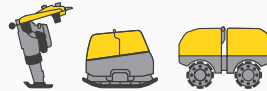
* Load peaks **With hydraulically activated leveling and oscillating axle lock

Your work day is full of challenges. We have the right solutions to help you stay ahead of the competition. We offer you everything you need for this purpose: **Wacker Neuson—all it takes!**

Products



Concrete Technology



Compaction



Skid Steer Loaders



Excavators



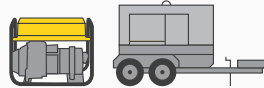
Wheel Loaders



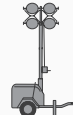
Telehandlers



Dumpers



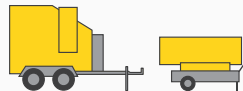
Generators



Lighting



Pumps



Heaters



Used Equipment

Services



University

Practice-focused education within an ideal learning environment.



EquipCare

Fleet management solutions via app or desktop computer.



Genuine Parts

Use our original spare parts for service and to maintain optimum performance.



Finance

Uncomplicated, transparent and individual financing options for you.



ePartner

Our dealers have fast and easy online access to machines and spare parts.



Warranty

We are proud to offer warranties on select equipment in the United States and Canada.



Certified Pre-Owned

Used machines from Wacker Neuson—full power, lower prices.

www.wackerneuson.com

Wacker Neuson is proud to be a global brand. Not all configurations shown in the pictures may be available in the North American market.



09862201 11/2019 EN